

# SPRING FLING Auction

Join in the fun!  
**MAY 1-15, 2021**  
 mark your calendars!

All Souls Catholic School in partnership with the All Souls Council of Catholic Women (CCW) will host an online auction in lieu of our annual gala event. This will be our largest fundraiser for the year. We are blessed to have a community that comes through for our school and CCW despite the restrictions caused by COVID-19. Save the date and help us make this year's event a success!

Online Auction

over 200 items to bid on!

May 1, 2020  
 bidding starts at 9:00am

Welcome to the ALL SOULS CATHOLIC SCHOOL AND CCW event. We have partnered with Qtego Auction Services, so you can place bids directly through your mobile phone, tablet or computer.



Scan the "QR Code" above with your smart phone to go straight to the Parish Web home page. Look for "News/Events" tab and find the Auction link to get the most up to date information. Or go to [allsoulsanford.org](http://allsoulsanford.org)

Register your mobile number and credit card.

**To register for the auction, follow these simple instructions:** First, register your mobile phone number & credit card at: [qtego.net/qlink/allsoulsatholicparish](http://qtego.net/qlink/allsoulsatholicparish) or Text the word "ALLSOULS" to 72727 and you will receive a text that will include the registration link. Once you register, Qtego will send you two text messages to the phone number you registered with bidding instructions.

## How to bid using your mobile phone, tablet or computer.

**1 Click the Blue Hyperlink**  
 this msg item number click [http://...=soue your](http://...)

**2 Click AUCTION ITEMS**  
 AUCTION ITEMS  
 LIVE ITEMS

**3 Select Item and Submit Bid!**  
 \$700 #400

**Mobile phone.** Text the word "ALLSOULS" to 72727 and reply to the text message you received from Qtego, follow the instructions above.

For more detailed instructions and answers to common questions go to: [qtego.net/qlink/howtobid/](http://qtego.net/qlink/howtobid/)

**1 Locate 4-digit PIN in texts**

**2 Go back to QLINK and click SIGN IN**

**3 Enter 4-digit pin!**  
 SIGN IN  
 You must Register in order to receive your Personal PIN  
 Personal PIN: XXXX  
 All PINs are numbers and lowercase letters

You will be re-directed to the QSite and can begin bidding!

**Tablet or Computer.** Select the blue URL link in your second text message. Then select "SIGN IN" and enter the personal PIN you received in your second text message.

(Last four (4) characters in the blue URL link is your PIN.)

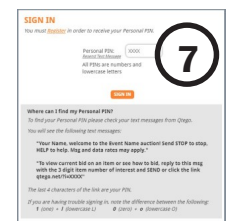
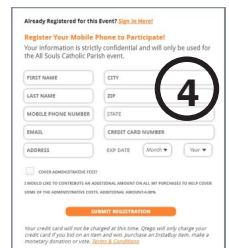



# Silent Auction Registration Instructions

## From Your Computer or Tablet (such as an iPad or MS Surface)

- 1 Open your browser (i.e., Google Chrome, Firefox, Explorer, etc.)
- 2 Type in the following URL: [www.qtego.net/qlink/allsoulsatholicparish](http://www.qtego.net/qlink/allsoulsatholicparish).
- 3 In the next screen, click on the orange highlighted button that says **“Register For Event”**.
- 4 Follow the directions and enter your registration information and credit card details.
- 5 Click the button that says **“Submit Registration”**.
- 6 You should receive a code or “PIN” number in a text message to your phone. Check your phone.
- 7 Enter the “PIN” number on your computer screen, where you see a little box with four X’s in it.
- 8 Click the orange button that says **“SIGN IN”**.

Now you are ready to bid!



## From Your Smartphone (such as an iPhone or Android)

- A** Text the number **72727** (don’t worry that it’s not a 6 digit phone number - it will still work)
- B** In the message area, text the word **ALLSOULS** (do not separate the words with a space).
- C** The registration link will be texted back to you. Click on it (*the blue, underlined words*).
- D** In the registration screen, scroll down to where there’s an orange button that says **“Register For Event”**. Click on it.
- E** Scroll down the next screen until you see where you can enter your registration and credit card info.
- F** After entering your information, click the orange button that says **“REGISTER”**.
- G** Follow the same steps as in #6, #7 and #8 above.

Now you are ready to bid!

